

Junior
Certificate
School
Programme

Stone Cold

By Robert Swindells

Student Workbook



An Roinn Oideachais
Department of Education

PDST
Professional Development
Service for Teachers | An tSeirbhís um Fhorbairt
Ghairmiúil do Mhúinteoirí



Junior
Certificate
School
Programme

STONE GOLD

STUDENT WORKBOOK

Stone Cold Workbook

Published by

Professional Development Service for Teachers (PDST)

Junior Certificate School Programme

Blackrock Education Centre, Kill Avenue, Dún Laoghaire, Co. Dublin

Phone: 01 2365000

Email: jcsp@pdst.ie

First Published 2011, updated 2022.

Copyright ©PDST, JCSP.

The Professional Development Service for Teachers (PDST), The Junior Certificate School Programme (JCSP), the Literacy and Numeracy Strategy, the Demonstration Library Project and the Delivering Equality of Opportunity in Schools (DEIS) Action Plan are funded by the Teacher Education Section of the Department of Education and Skills (DES).

All rights reserved

The purpose of this publication is to enhance teaching and learning within the Junior Certificate School Programme.

No part of this publication may be reproduced, stored in a retrieval system or transmitted in any form or by any means for commercial gain without prior written permission of the publisher.

Every effort has been made to ensure that this book contains accurate information. However, PDST, JCSP, its agents and the authors shall not be liable for any loss or damage suffered by readers as a result of any information contained herein.

Written and Shared by Samantha Burton and Amy McElroy

Novel Resources Coordinated by Denise O'Flanagan, JCSP Advisor

Group Work

In this workbook, there will be opportunities to work with groups on tasks. It is important to consider rules for groupwork to make sure that the task can be completed well and to the best of the ability of your group.

Sample class ground rules

- Each group member is responsible for completing the task
- Each group member is responsible for making sure all the group members know and understand the answers
- We are open to other's ideas
- We take turns
- We look at the speaker
- We help each other
- There are no put downs
- We criticise ideas, not people

(NCCA Working with Others Toolkit, 2015)

Reflect on the rules for Working with Others above. Create some additional rules with your group and write these in the box below.

STONE GOLD


STUDENT WORKBOOK

Prediction Exercise

Sometimes, clues can be found on the front and back covers of the novel to help the reader predict what will happen in the novel. What observations can you make from the sections below?

Section of Novel	Observation
Blurb	
Author Background	
Front Cover	
Back Cover	

Now, use the information above to predict what the novel will be about. Draw what you imagine in the crystal ball.



STONE GOLD

STUDENT WORKBOOK

Research Activity

“Stone Cold” is set on the streets of London in 1993. Under the supervision of your teacher or an adult, use the internet to research three facts about London during this time. You may wish to think about the standard of living, where people worked or common hobbies during this time.

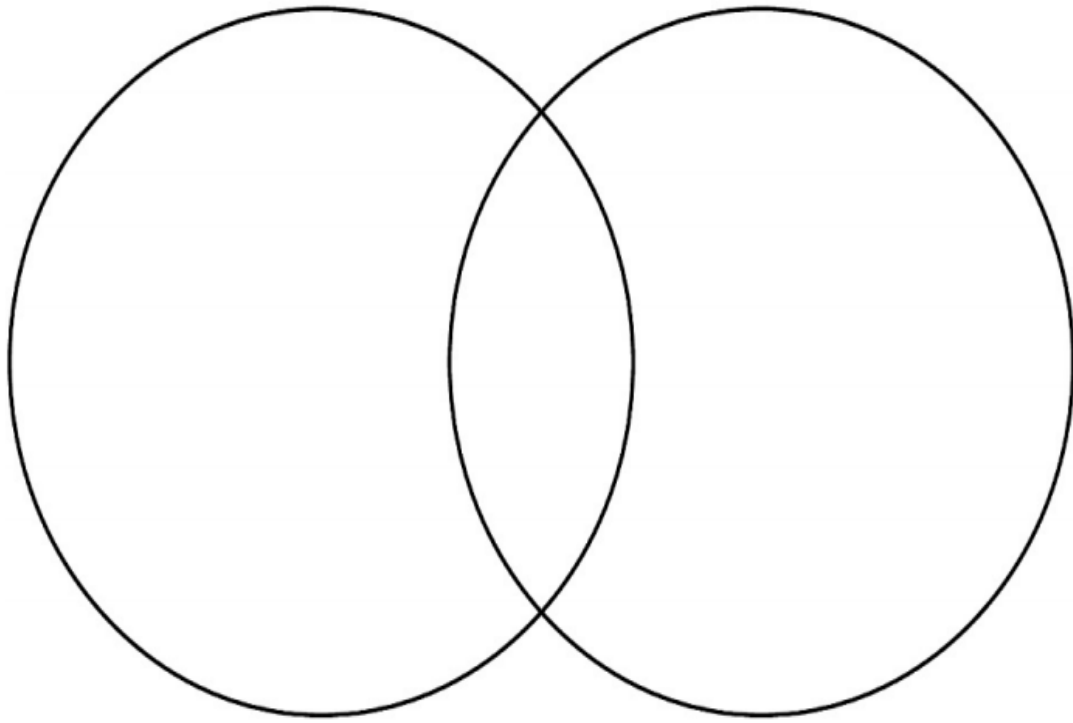
Fact 1	
Fact 2	
Fact 3	

Now, discuss the facts that you researched with those of your classmates.

What similarities and differences can be found between life in London in the late 20th Century and life in Ireland today?

London in late 20th Century

Ireland Today



STONE GOLD

STUDENT WORKBOOK

Reading Aloud

Reading aloud is an excellent way to develop your reading skills and make the novel a more enjoyable experience for your class. Here are some tips for reading aloud:

- Read a section of the novel the night before to practice and prepare for reading aloud
- When reading aloud, consider the characters in the novel. Think about how they would pronounce the words and express themselves. Do your best to bring them to life!
- Some words may be difficult to pronounce. Break the words into syllables.
- Don't read too quickly. Pause after each full stop and paragraph.

Cornell Note Taking

Throughout this workbook, there are opportunities to use Cornell Note Taking. This is a useful way to record important information when reading a text. This will help you to make sense of the novel and help you to retain important points.

Stone Cold: Novel Questions

Link Section 1

1. Link describes himself as “one of the invisible people” at the beginning of the novel. Why? How do you think life as an “invisible” person feels?
2. Link says that passers-by avoid making eye contact with him. Why does Link think they do this? Do you think he is correct in his assumption?
3. Describe Vince.
4. How did Link end up homeless?

Daily Routine Orders 1

1. How do we know someone different is speaking in this section?
2. What does he call himself? Do you think this is his real name? Why?

Cornell Note Taking

Key Points and Main Ideas (Complete this after reading. Write down your main learning points from the chapter)	Details (Complete this during reading. You can write down some of the main ideas from the chapter as you read, new vocabulary and some questions that you may have throughout the chapter)
Summary (some sentences outlining the main points of the chapter)	

STONE GOLD

STUDENT WORKBOOK

Link Section 2

1. *"I knew the streets weren't paved with gold."* What did Link mean by this statement? What clue does this give about Link's life in London during this time?
2. What did Link dislike about being homeless in Bradford?
3. Link used to spend some nights at his sister's house. Why did he decide to move on?
4. Do you think this was a good decision? Explain.

Daily Routine Orders 2

1. How does Shelter get used to his name?

Cornell Note Taking

Key Points and Main Ideas (Complete this after reading. Write down your main learning points from the chapter)	Details (Complete this during reading. You can write down some of the main ideas from the chapter as you read, new vocabulary and some questions that you may have throughout the chapter)
Summary (some sentences outlining the main points of the chapter)	

Activities

List three differences between Link and Shelter's sides of the story.

Link	Shelter

Whose side of the story do you consider to be most reliable? Why?

STONE GOLD

STUDENT WORKBOOK

Dictionary work

- Look up the meaning of each of the words in the table below. Use this to create a definition of the word in your own words. Then, find synonyms (words that have the same meaning or almost the same meaning) and antonyms (words that have the opposite meaning) for each of the words. Finally, create your own sentence using the word.

Word	Definition in your own words	Synonyms	Antonyms	My sentence using the word
Handsome				
Authentic				
Signature				
Precious				
Recruiting				
Stalling				
Anticipation				

STONE GOLD

STUDENT WORKBOOK

Daily Routine Orders 3

1. What do we learn about Shelter's previous job? Do you think that this job sounds appealing? Why?
2. Why was he discharged from his position?
3. "I can't turn garbage into men anymore, but I can clean up the garbage, can't I?" What do you think he means by this statement?

Link Section 3

1. Why did Link not get any of the jobs that he applied for?
2. What was his Christmas present? Why was he unhappy about this? Do you think that he is right to be unhappy about this? Why?
3. What happened on Boxing Day that really upset Link?
4. Do you think Link has a supportive family? Give reasons for your answer.

Cornell Note Taking

Key Points and Main Ideas (Complete this after reading. Write down your main learning points from the chapter)	Details (Complete this during reading. You can write down some of the main ideas from the chapter as you read, new vocabulary and some questions that you may have throughout the chapter)
Summary (some sentences outlining the main points of the chapter)	

Group Work

In groups, reflect on the section that you have just read. Your challenge is to bring the section to life! Some ideas to do this include making a video and voiceover audio, creating a storyboard, and presenting this to your classmates.

Think about what will make your piece of work successful and enjoyable. Write these down and keep these in mind when creating your piece of work.

Our Project

The piece of work that we will complete is.....

We have chosen this because....

We will complete the project by ____ date.....

Our Success Criteria

STONE GOLD

STUDENT WORKBOOK

Now, think about your classmates that you are working with. What are their roles in the project?
Record these below.

Name	Role

Task to be completed	Roles of each person in completing the task	How the task will be completed	Why your group chose this way to complete the task	Length of time to complete the task

Peer Feedback

(sample template)


Date: / /

Title of work

Your name:

Their Name:

Success criteria	How did this piece of work achieve the success criteria?

	Two excellent points
01	
02	

This could be improved by...

STONE GOLD

STUDENT WORKBOOK

(NCCA, 2015)

Drafting

Remember to check in on your work throughout the process. Check that it is in line with the success criteria you have selected.


Observation from success criteria	Change made to work

Reflection after presenting your work

Feedback from other groups in class

Our Collective Feedback

Steps Moving Forward



Link Section 4


1. What types of jobs had Link applied for?
2. Why was it the worst Christmas Link ever had? How would you feel if you were Link during this time?
3. Do you think Link and Vince get on well? Why?
4. *“And the worst thing was, nobody stuck up for me. Not even my sister.”* What is your opinion of the way they treat Link? Do you think that he is treated fairly?

Daily Routine Orders 4

1. Why does Shelter get a cat?
2. Shelter says he is now ready to start “recruiting”. What do you think he means by this? How might this affect Link and Ginger?

Activity

- Imagine what Shelter looks like. Draw a picture of this image.



STONE GOLD

STUDENT WORKBOOK

Cornell Note Taking

<p>Key Points and Main Ideas (Complete this after reading. Write down your main learning points from the chapter)</p>	<p>Details (Complete this during reading. You can write down some of the main ideas from the chapter as you read, new vocabulary and some questions that you may have throughout the chapter)</p>
<p>Summary (some sentences outlining the main points of the chapter)</p>	

Link Section 5

1. What mistakes did Link make when he first arrived in London? If Link hadn't made these mistakes, do you think that he would have had a more successful time in London?
2. How did he find somewhere to live?
3. What happened when Link went to the Job Centre/Careers Office?
4. Why did he begin to feel nervous? How would you feel in Link's position?

Daily Routine Orders 5

1. Describe the night when Shelter finds his first recruit.
2. How does he persuade the homeless man to go with him?
3. What kind of man is Shelter? Do you think that he has any positive attributes? Explain.
4. *"There's one less dossier to clutter up the place."* What do you think Shelter means by this?

Cornell Note Taking

<p>Key Points and Main Ideas (Complete this after reading. Write down your main learning points from the chapter)</p>	<p>Details (Complete this during reading. You can write down some of the main ideas from the chapter as you read, new vocabulary and some questions that you may have throughout the chapter)</p>
<p>Summary (some sentences outlining the main points of the chapter)</p>	

STONE GOLD

STUDENT WORKBOOK

Dictionary Work

- Look up the meaning of each of the words in the table below. Use this to create a definition of the word in your own words. Then, find synonyms (words that have the same meaning or almost the same meaning) and antonyms (words that have the opposite meaning) for each of the words. Finally, create your own sentence using the word.

Word	Definition in your own words	Synonyms	Antonyms	My sentence using the word
Perished				
Tatty				
Suspicious				
Hostile				
Preparation				
Misery				
Clutter				

Link Section 6

1. In what areas of London did Link look for work?
2. How does Link's landlord treat him? Do you think this is fair? Why?
3. How does Link feel as this section ends? Why do you think he feels this way?

Daily Routine Orders 6

1. What excuse does Shelter give for killing people? What do you think of this excuse?
2. How does Shelter view himself?
3. Why does he think he won't be caught?

Cornell Note Taking

<p>Key Points and Main Ideas (Complete this after reading. Write down your main learning points from the chapter)</p>	<p>Details (Complete this during reading. You can write down some of the main ideas from the chapter as you read, new vocabulary and some questions that you may have throughout the chapter)</p>
<p>Summary (some sentences outlining the main points of the chapter)</p>	

STONE GOLD

STUDENT WORKBOOK

Link Section 7

1. How was Link feeling as he sat in the doorway after being evicted from his flat?
2. What, according to Link, are the “setbacks” of being homeless?
3. “I felt terrific-streetwise and tough.” What makes Link feel like this?
4. Why is Link’s watch so important to him? How do you think he feels after he loses it?

Activity

- Pretend you are Link. Write a diary entry about how you are feeling and what you are worried about.

Daily Routine Orders 7

1. Describe the “trap” that serial killers fall into, according to Shelter.
2. How does Shelter plan to avoid this trap? Do you think his plan will be successful? Why?

Cornell Note Taking

Key Points and Main Ideas (Complete this after reading. Write down your main learning points from the chapter)	Details (Complete this during reading. You can write down some of the main ideas from the chapter as you read, new vocabulary and some questions that you may have throughout the chapter)
Summary (some sentences outlining the main points of the chapter)	

Link Section 8

1. Why did Link not tell Ginger his real name?
2. Why do you think he gives Ginger his Snicker bar?
3. *"Folks like us, we've got to look after number one."* What do you think Ginger means by this statement?
4. What is a *"solecredulist"* according to Ginger?
5. How does Link ease his conscience for eating in Church?
6. What type of person do you think Ginger is?
7. Do you think it's a good thing that Link met Ginger? Explain your answer.

Daily Routine Orders 8

1. *"It has happened again."* What has happened that upset Shelter so much?
2. Shelter says he never forgets a face. What do you think he has planned if he meets the two boys again?

Cornell Note Taking

Key Points and Main Ideas (Complete this after reading. Write down your main learning points from the chapter)	Details (Complete this during reading. You can write down some of the main ideas from the chapter as you read, new vocabulary and some questions that you may have throughout the chapter)
Summary (some sentences outlining the main points of the chapter)	

STONE GOLD

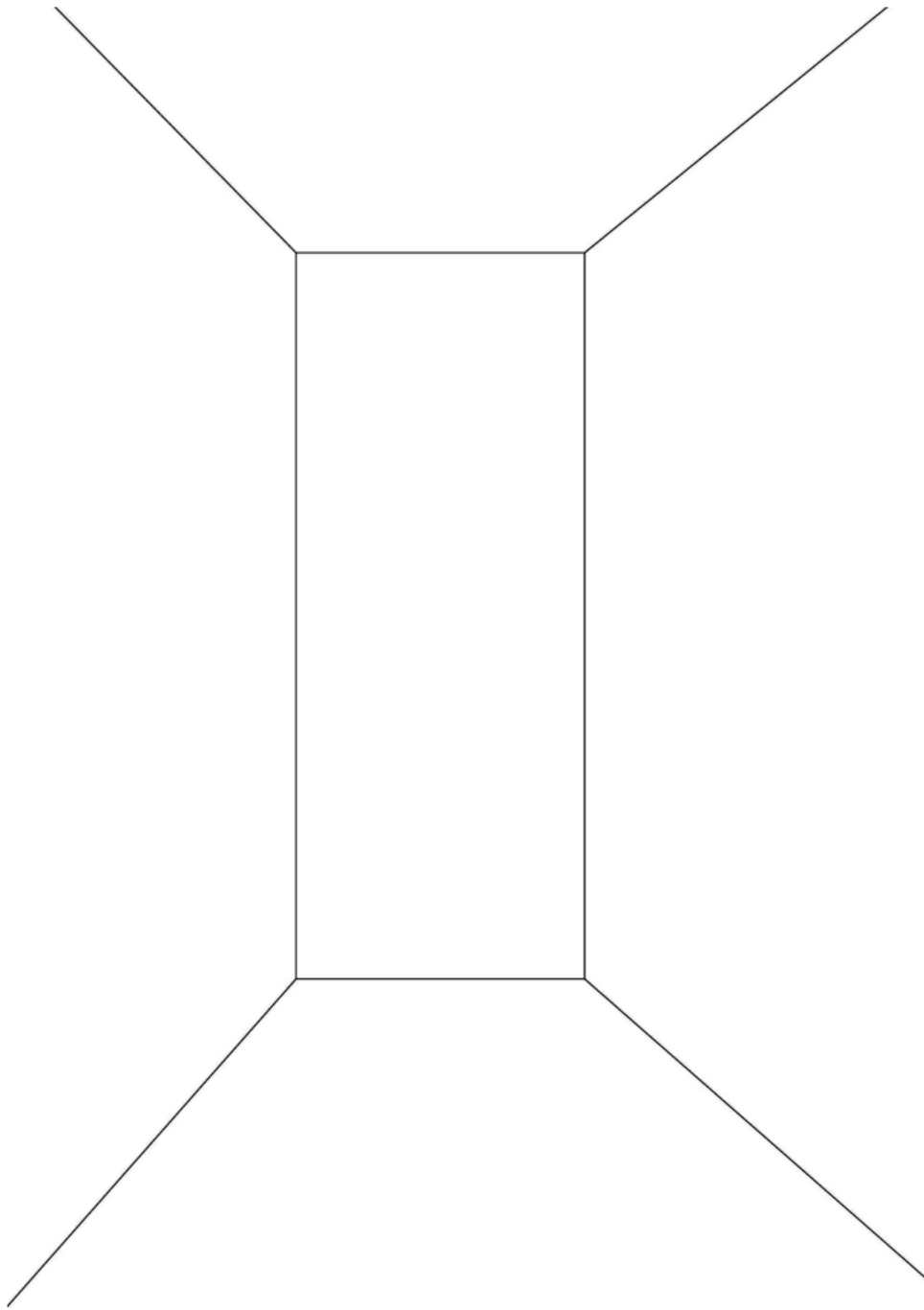
STUDENT WORKBOOK

Activity: Your Own Chapter

At the beginning of this workbook, you predicted what would happen in the novel. Often, novels can progress differently than what we might expect. Sometimes, we can feel disappointed by what takes place in the novel! Work with the person next to you to create the next chapter for the novel. Try to be as creative as possible!

Use the Placemat below to brainstorm ideas. Some ideas to get you started include

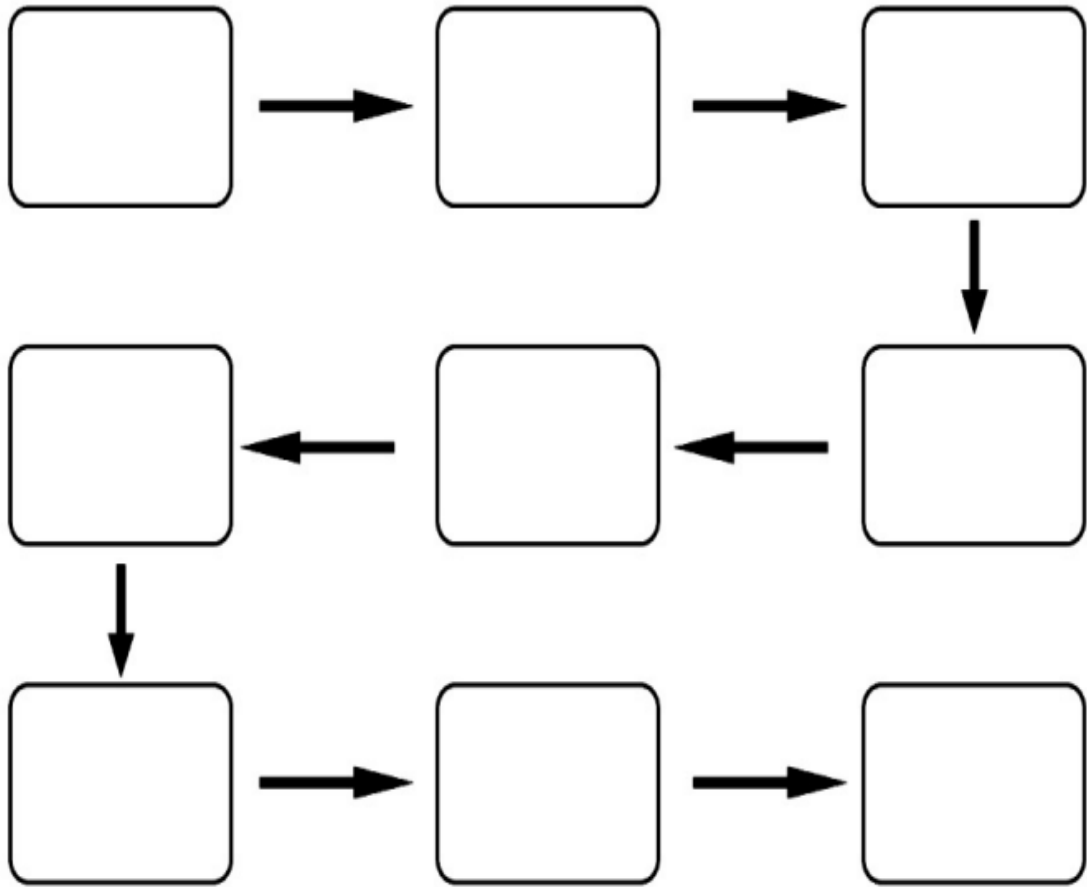
- Adding in a new character
- Having a character move to a new setting
- Using a funny situation to improve/ disimprove the lives of the characters



Now, use the Sequence Chart below to map out your chapter with your partner. When you have completed this, write your chapter!

STONE GOLD

STUDENT WORKBOOK



Link Section 9

1. Does Link have much success with his begging at first? Why do you think this is?
2. How do you think Link is feeling as he stands outside the National Gallery begging?
3. Why does Link buy cigarettes for Ginger?
4. Describe a typical night for a homeless person.
5. What, in your opinion, is the worst thing about being homeless?
6. What happens when Link returns to the DSS?
7. What type of friendship do you think Link and Ginger have? Do you think it's a good idea that they spend their time together? Explain.

Daily Routine Orders 9

1. How many recruits does Shelter have now? What does that make him in the eyes of the law?
2. How does he have the bodies arranged?
3. Describe how he finds his third "recruit" and persuades him to go home with him.
4. What is the homeless man's opinion of the army? How do you think Shelter feels when he hears it?
5. How does he manage to kill his third victim? What does he do to make him look more like the other victims?

STONE GOLD

STUDENT WORKBOOK

Cornell Note Taking

Key Points and Main Ideas (Complete this after reading. Write down your main learning points from the chapter)	Details (Complete this during reading. You can write down some of the main ideas from the chapter as you read, new vocabulary and some questions that you may have throughout the chapter)
Summary (some sentences outlining the main points of the chapter)	

Hot Seating Activity

It is likely that you have a lot of questions that you would like to ask the characters at this point. Write down five questions that you would like to ask Link, Ginger, and Shelter in the boxes below.

	My Questions for Link
1.	
2.	
3.	

	My Questions for Ginger
1.	
2.	
3.	

	My Questions for Shelter
1.	
2.	
3.	

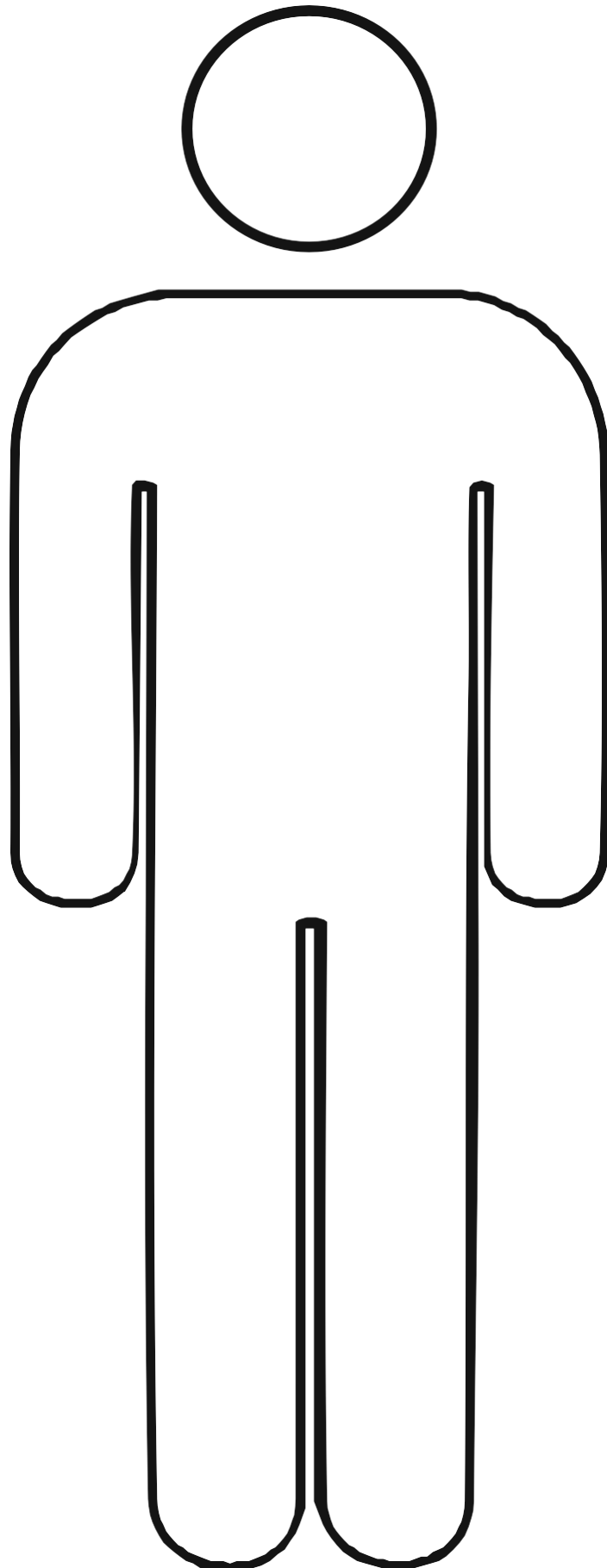
Now, you or some of your classmates will be selected to play the role of one of the three characters. You can sit at the front of the class and answer some of the questions created by yourself and your classmates for their character. If you are selected to play a character, remember to do your best to imagine that you really are in the shoes of the character. Take time to think about your character in advance of answering the questions.

Activity

- **Roll on the wall:** Pretend this outline is Shelter. Write everything he is feeling inside the outline. Write everything that is going on in his life outside the outline.

STONE GOLD

STUDENT WORKBOOK



1. Describe Captain Hook's business idea. Do you think it's a good one? Why?
2. How much is it to spend the night there? How do Link and Ginger afford it?
3. Why does nobody care that Captain Hook does not obey the Health and Safety regulations?
4. Do you think the boat sounds like a nice place to stay? Explain your answer.
5. Link can sleep peacefully on the boat. Why do you think this is?
6. How is Link feeling as Ginger talks to his acquaintances in the cafe? Why do you think this is?
7. How did "Doggy Bag" get his name?
8. Why is Link close to tears as he thinks about Doggy Bag?

Daily Routine Orders 10

1. Why is Shelter feeling very happy with himself?
2. What two things is he hoping for?
3. What has Shelter observed about his "enemy"?
4. What is his plan to get at the boys?

Cornell Note Taking

<p>Key Points and Main Ideas (Complete this after reading. Write down your main learning points from the chapter)</p>	<p>Details (Complete this during reading. You can write down some of the main ideas from the chapter as you read, new vocabulary and some questions that you may have throughout the chapter)</p>
<p>Summary (some sentences outlining the main points of the chapter)</p>	

STONE GOLD

STUDENT WORKBOOK

Link Section 11

1. Why did Link nearly go back to Vince? What do you think stopped him?
2. What keeps Link and Ginger alive until January?
3. Why has Link not been attending job interviews during this time?
4. Why did Ginger go to Holborn? Why do you think he doesn't invite Link?
5. How does Link spend the day? What happens when he sits down to wait for Ginger?
6. What do you think has happened to Ginger?

Activity

Use digital technology to design a missing poster for Ginger. The poster should:

- Be visual and eye-catching
- Convey the message clearly
- Include details about Ginger's appearance
- Include details about the date and location of Ginger's disappearance, and where to report sightings of Ginger

Daily Routine Orders 11

1. “Laughing Boy One. That was the code name of the exercise.” What exercise is Shelter referring to?
2. What intelligence work did Shelter do?
3. Describe how Shelter persuades Ginger to go with him.
4. What happens when they get back to Shelter’s flat?
5. How do you think Link will feel when he discovers what has happened to Ginger?

Cornell Note Taking

<p>Key Points and Main Ideas (Complete this after reading. Write down your main learning points from the chapter)</p>	<p>Details (Complete this during reading. You can write down some of the main ideas from the chapter as you read, new vocabulary and some questions that you may have throughout the chapter)</p>
<p>Summary (some sentences outlining the main points of the chapter)</p>	

STONE GOLD

STUDENT WORKBOOK

Dictionary Work

- Look up the meaning of each of the words in the table below. Use this to create a definition of the word in your own words. Then, find synonyms (words that have the same meaning or almost the same meaning) and antonyms (words that have the opposite meaning) for each of the words. Finally, create your own sentence using the word.

Word	Definition in your own words	Synonyms	Antonyms	My sentence using the word
Surrender				
Meticulously				
Executed				
Cagey				
Gawping				

Link Section 12

1. What does Link think has happened to Ginger?
2. How does Link describe Ginger?
3. What advice does Toya give Link? Does he take this advice?
4. *"I was halfway down the mug when she walked in."* Who is Link talking about? How does he describe her?
5. Why is Link trying to act "cool" around this girl?
6. Where is Gail from? Why is she homeless?
7. Why does Link decide to stay with her?
8. Do you think he makes the right decision? Explain.

Activity

- Imagine you are Link. Write a list of instructions for a newcomer to the streets like Gail.

Daily Routine Orders 12

1. What mistake does Shelter make?
2. What name has he given his army?
3. Why does he need to “devise fresh tactics”?

Cornell Note Taking

<p>Key Points and Main Ideas (Complete this after reading. Write down your main learning points from the chapter)</p>	<p>Details (Complete this during reading. You can write down some of the main ideas from the chapter as you read, new vocabulary and some questions that you may have throughout the chapter)</p>
<p>Summary (some sentences outlining the main points of the chapter)</p>	

STONE GOLD

STUDENT WORKBOOK

Research Activity

Find out about groups that help homeless people. List three interesting facts about the work they do.

Name of group	Facts
	1. 2. 3.
	1. 2. 3.
	1. 2. 3.

Link Section 13

1. What normal everyday experiences do you miss out on if you are homeless?
2. What is the hardest thing about being homeless if you are a guy?
3. "I should've pushed a bit harder but I was well in love by this time and you don't, do you?" What do you think Link means by this?
4. What was Gail very curious about?
5. Describe Link and Gail's first day together.
6. Do you think it is a good thing that Link has met Gail?
7. Why does Link feel panic on Sunday?
8. Where has Gail been?
9. Why does Link no longer feel the cold?

Daily Routine orders 13

1. How many recruits does Shelter now have?
2. Why does he feel seven is a significant number?
3. How has he ensured that there is no pattern to his murders?

Cornell Note Taking

Key Points and Main Ideas (Complete this after reading. Write down your main learning points from the chapter)	Details (Complete this during reading. You can write down some of the main ideas from the chapter as you read, new vocabulary and some questions that you may have throughout the chapter)
Summary (some sentences outlining the main points of the chapter)	

STONE GOLD

STUDENT WORKBOOK

Link Section 14

1. What were the drawbacks for Link of being with Gail?
2. Why does Link feel his job interviews were unsuccessful?
3. What do you think has happened to Toya?
4. Why do you think Link and Gail both feel close to tears after speaking to Toya's dad?

Activity

- *Imagine you are Toya's dad. Write about your search for your daughter so far.*

Daily Routine Orders 14

1. Who do you think rang Shelter's bell?
2. What is Shelter's golden rule? Why do you think he follows this rule?
3. What are Shelter's instincts telling him?

Cornell Note Taking

Key Points and Main Ideas (Complete this after reading. Write down your main learning points from the chapter)	Details (Complete this during reading. You can write down some of the main ideas from the chapter as you read, new vocabulary and some questions that you may have throughout the chapter)
Summary (some sentences outlining the main points of the chapter)	

Link Section 15

1. Who is Nick?
2. What important information does he tell Link?
3. What plan do Nick and Link decide on to deal with what is happening?
4. How does Gail react to the discussion between Nick and Link?
5. What makes Link decide to go the police after all?
6. How does the Sergeant react to what Link tells him? Do you think this is a normal reaction? Explain your answer.

Daily Routine Orders 15

1. What happened when the police called to Shelter's door?
2. What excuse did he give for having homeless people in this flat?
3. Shelter is laughing at the police. Why do you think this is?

Activity

- Imagine you are the policeman/woman that knocked on Shelter's door. Write your version of what happened.

Cornell Note Taking

Key Points and Main Ideas (Complete this after reading. Write down your main learning points from the chapter)	Details (Complete this during reading. You can write down some of the main ideas from the chapter as you read, new vocabulary and some questions that you may have throughout the chapter)
Summary (some sentences outlining the main points of the chapter)	

STONE GOLD

STUDENT WORKBOOK

Dictionary Work

Look up the meaning of each of the words in the table below. Use this to create a definition of the word in your own words. Then, find synonyms (words that have the same meaning or almost the same meaning) and antonyms (words that have the opposite meaning) for each of the words. Finally, create your own sentence using the word.

Word	Definition in your own words	Synonyms	Antonyms	My sentence using the word
Irritated				
Justify				
Repulsed				
Grin				
Frown				

Link Section 16

1. Why do you think Link feels uneasy when he thinks about Gail? What is bothering him about her?
2. Describe the front of Shelter's house.
3. What do they observe Shelter do on Sunday morning?
4. How does Shelter persuade Link to go into his flat?
5. At first Link feels safe inside Shelter's flat. Why does this suddenly change?
6. What does Shelter decide to show Link? How do you think he feels when he looks inside the hole?
7. How is Link's life saved?
8. What does Link discover about Gail? How do you think he feels after he learns the truth?

Cornell Note Taking

<p>Key Points and Main Ideas (Complete this after reading. Write down your main learning points from the chapter)</p>	<p>Details (Complete this during reading. You can write down some of the main ideas from the chapter as you read, new vocabulary and some questions that you may have throughout the chapter)</p>
<p>Summary (some sentences outlining the main points of the chapter)</p>	

STONE GOLD

STUDENT WORKBOOK

Comic Strip Activity

In groups, imagine Link's life ten years from the ending of the novel. Create a comic strip to illustrate a day in Link's life.

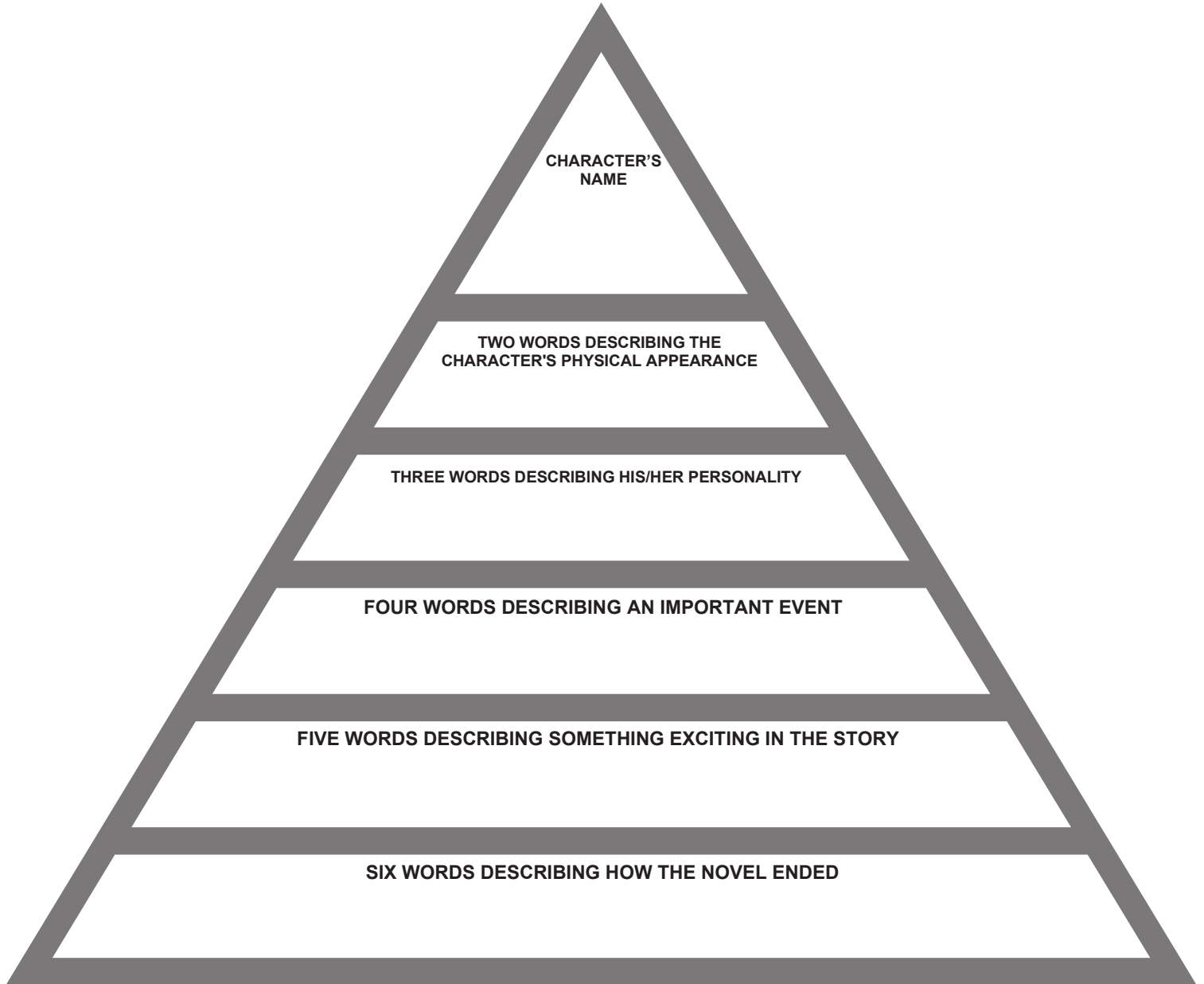
Final Questions

1. Having read the text, do you like the title of the novel? What alternative title would you give the novel?
2. Write about the relationship between two characters in the story. How do they treat each other in the story?
3. Describe in detail the beginning of the novel. You may refer to where it is set, any incidents that happen, characters, etc. Do you think it was a good beginning? Why/why not?
4. Discuss a friendship that develops or fails between two people in the novel. Why do you think this friendship develops or fails?
5. Who is your favourite character in the novel? Explain why he/she is your favourite.
6. In this novel you get to see things from two different characters' points of view. How does this affect the story?

STONE GOLD

STUDENT WORKBOOK

Story Pyramid



STONE GOLD

STUDENT WORKBOOK

3-2-1

From your reading of the novel, fill in the worksheet below.

3	Things I found out
2	Interesting things
1	Question I still have

NOTES
